



NEHA PUBLIC SCHOOL

130/557 B BAKAR GANJ. KANPUR

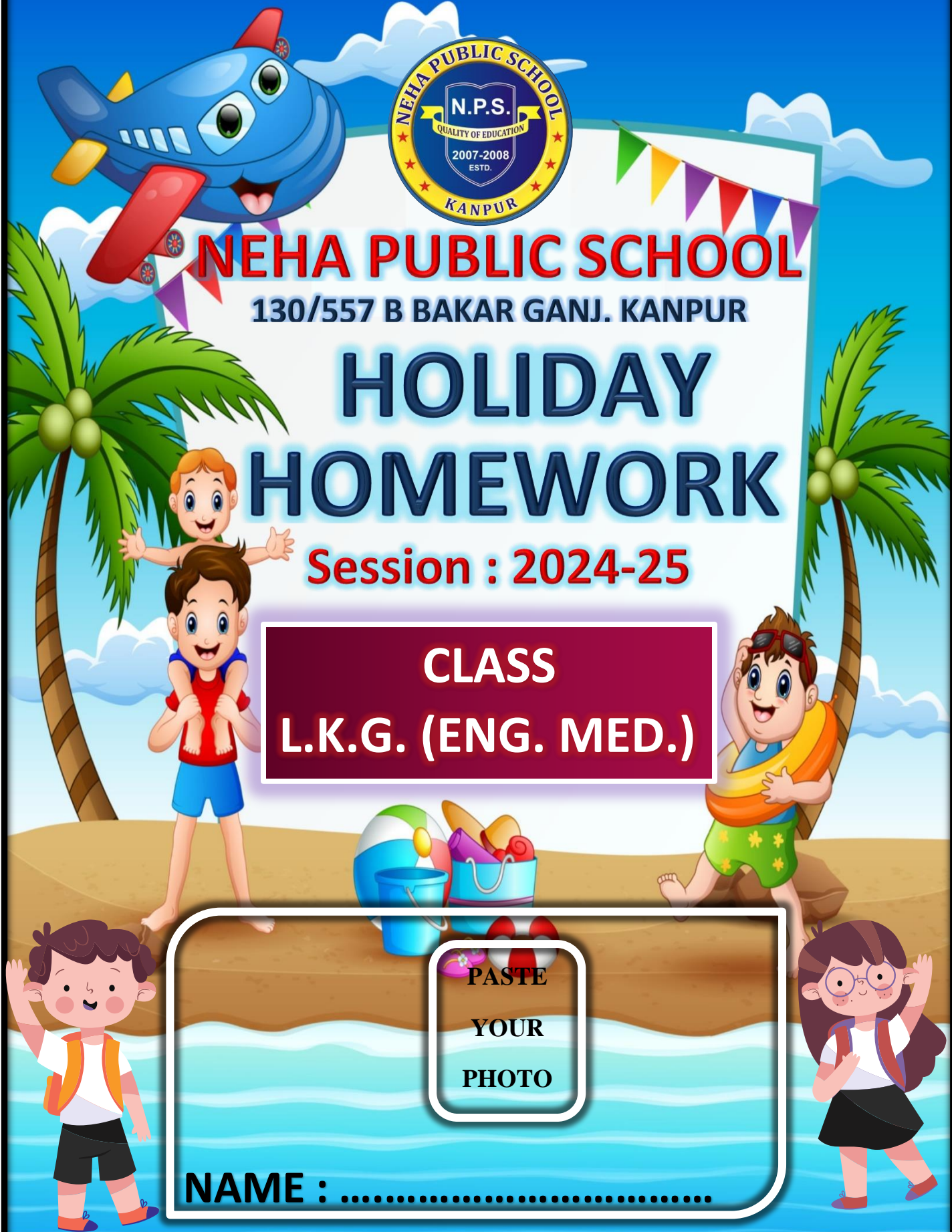
HOLIDAY HOMEWORK

Session : 2024-25

**CLASS
L.K.G. (ENG. MED.)**

PASTE
YOUR
PHOTO

NAME :





HOLIDAY

Homework

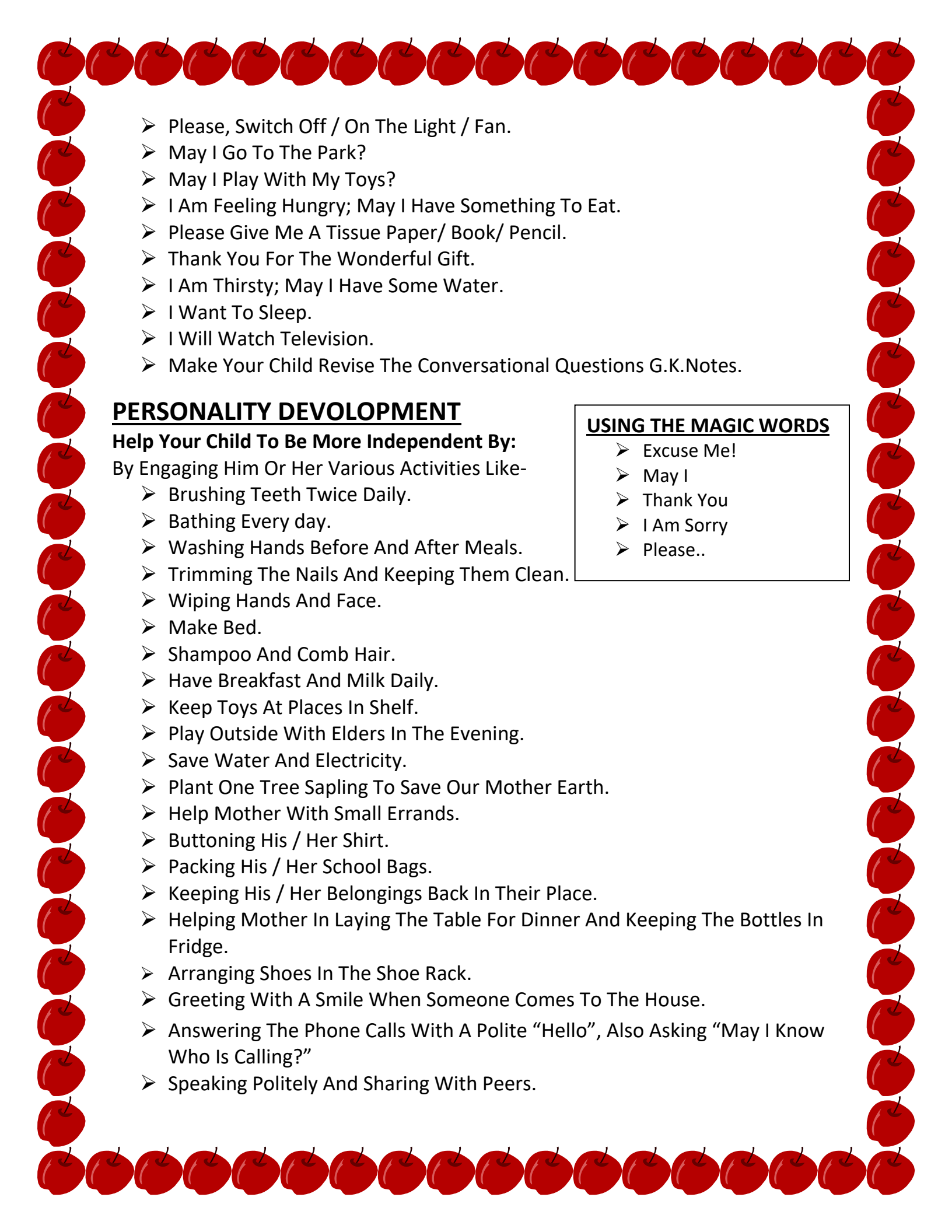
FOR THE PARENTS

Summer Vacations are here. A few vital suggestions are listed below to make the vacations more exciting and fruitful than ever before.

Be A Friend: Play Games With Your Child Like – Ludo, Carom, Etc.

Explore Nature: Take Your Child For Morning Walk, And Along With Them Count Trees, Cars, Stones, Flowers Etc. While Going For A Walk.

1. Playing In Gardens And Parks Always Bring Joy For Little Kids, At The Same Time They Can Prove To Be Great Learning Source I.E. Different Plants, Trees, Flowers, Leaves, Their Colours Etc. Bring Your Child Close To Nature. Take Your Child To Nature Walk.
2. Encourage Your Child To Play With Other Children Helping Them To Make New Friends.
3. Children Must Learn To Help Themselves By Folding Of Apron & Napkin, Closing & Opening Of Bag, Water Bottle, Fruit Box, Lunch Box Etc., Hanging Of Bag & Water Bottles, Buttoning Of Shirt.
4. Show Different Vegetables And Fruits And Ask Him/Her To Identify And Pick Up Whichever He/She Wants To Eat, Its Colour Taste Etc.
5. Talk To Your Child About The Things They See Around Which Will Help In Enriching The Child's Vocabulary.
6. When You Dress Up Your Child Make Him/ Her Aware About The Colour Of The Dress.
7. Spend Some Time With Your Child By Playing Or Simply Conversing With Your Child In English And Develop A Habit Of Speaking Proper Sentence Like:-
 - How Are You? I'm Good. Thank You.
 - Please, Open / Close My Tiffin / Bottle.
 - I Have Finished My Work / Food.

- 
- Please, Switch Off / On The Light / Fan.
 - May I Go To The Park?
 - May I Play With My Toys?
 - I Am Feeling Hungry; May I Have Something To Eat.
 - Please Give Me A Tissue Paper/ Book/ Pencil.
 - Thank You For The Wonderful Gift.
 - I Am Thirsty; May I Have Some Water.
 - I Want To Sleep.
 - I Will Watch Television.
 - Make Your Child Revise The Conversational Questions G.K.Notes.

PERSONALITY DEVELOPMENT

Help Your Child To Be More Independent By:

By Engaging Him Or Her Various Activities Like-

- Brushing Teeth Twice Daily.
- Bathing Every day.
- Washing Hands Before And After Meals.
- Trimming The Nails And Keeping Them Clean.
- Wiping Hands And Face.
- Make Bed.
- Shampoo And Comb Hair.
- Have Breakfast And Milk Daily.
- Keep Toys At Places In Shelf.
- Play Outside With Elders In The Evening.
- Save Water And Electricity.
- Plant One Tree Sapling To Save Our Mother Earth.
- Help Mother With Small Errands.
- Buttoning His / Her Shirt.
- Packing His / Her School Bags.
- Keeping His / Her Belongings Back In Their Place.
- Helping Mother In Laying The Table For Dinner And Keeping The Bottles In Fridge.
- Arranging Shoes In The Shoe Rack.
- Greeting With A Smile When Someone Comes To The House.
- Answering The Phone Calls With A Polite "Hello", Also Asking "May I Know Who Is Calling?"
- Speaking Politely And Sharing With Peers.

USING THE MAGIC WORDS

- Excuse Me!
- May I
- Thank You
- I Am Sorry
- Please..

LEARN LITERARY HOMEWORK

English –

Page No- 3- Alphabet Practice- 10- Sound of vowel 'A'-

RHYMES:- Early To Bed, Butterfly, Kite.....!

Hindi –

1- वर्णमाला 2- दो अक्षर वाले शब्द (अमात्रिक)

कविताएँ :- बापू, गुड़िया, कोयल..... ।

Maths –

1- Big and Small- 8- Less and More 9- Numbers 1 to 5-
Table Of 2 And 3-

Picture Book- Fruits, Vegetables And Domestic Animal's Name.

Conversation- Learn From Your G.K. Notes.

Deeniyat/ Devgyan- Learn From Your G.K. Notes.

Project Work- Make any one by using thermocol-
1- Sun Face 2- Mango Face 3- Ice-Cream Face

On The First Day Of My School I WAS




Happy




Sad



Scared



Worried



Curious

COLOUR ANY ONE EXPRESSION

ENGLISH

1- Write down the missing alphabet with capital and small-

A a				E e				I i
		L l				P p		
	T t			W w			Z z	

2- Write the first letter of each picture both in big and small forms-



--	--



--	--



--	--

3- Match the words with the pictures-

cap



Map



ball



Van



bag



Cat



4- Match the rhyming words-

Van

Cap

Hat

Can

Car

Mat

Map


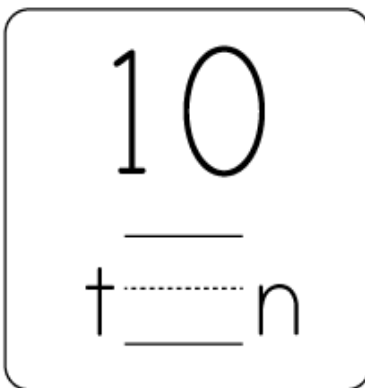




Jar




Name _____

Write the correct short vowel to complete each word.

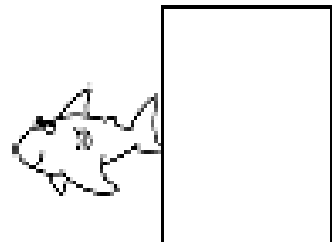
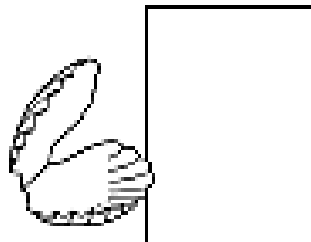
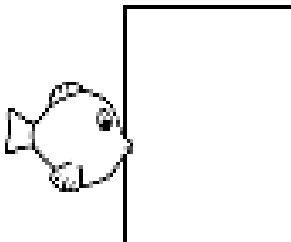
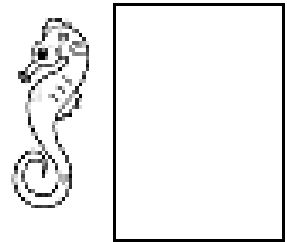

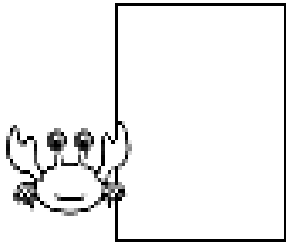
a e i o u



Count and Color



How many? Write the number.



HINDI

1- 'अ' से 'अः' तक लिखें-

2- चित्र देखकर खाली स्थान भरें-



.....ना.....



.....ल्लू



.....नक

3- बिना मात्रा वाले दो अक्षरों से बने हुए, तीन शब्द लिखें-

4- अक्षरों को जोड़कर लिखें-

घ+ र =

ब+ स =

ज+ ग =

फ+ ल =

5- चित्रों को देखकर खाली स्थान भरिए-






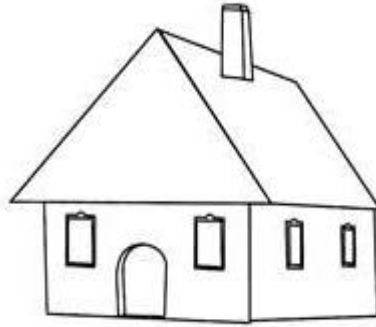



..... ढक कर रख।



..... पर जल भर।

चित्र देखकर पहला अक्षर लिखे और रंग भरो





Match the colors with the alphabets and color the cat.



RED



GREEN



BLUE



ORANGE



PINK



YELLOW



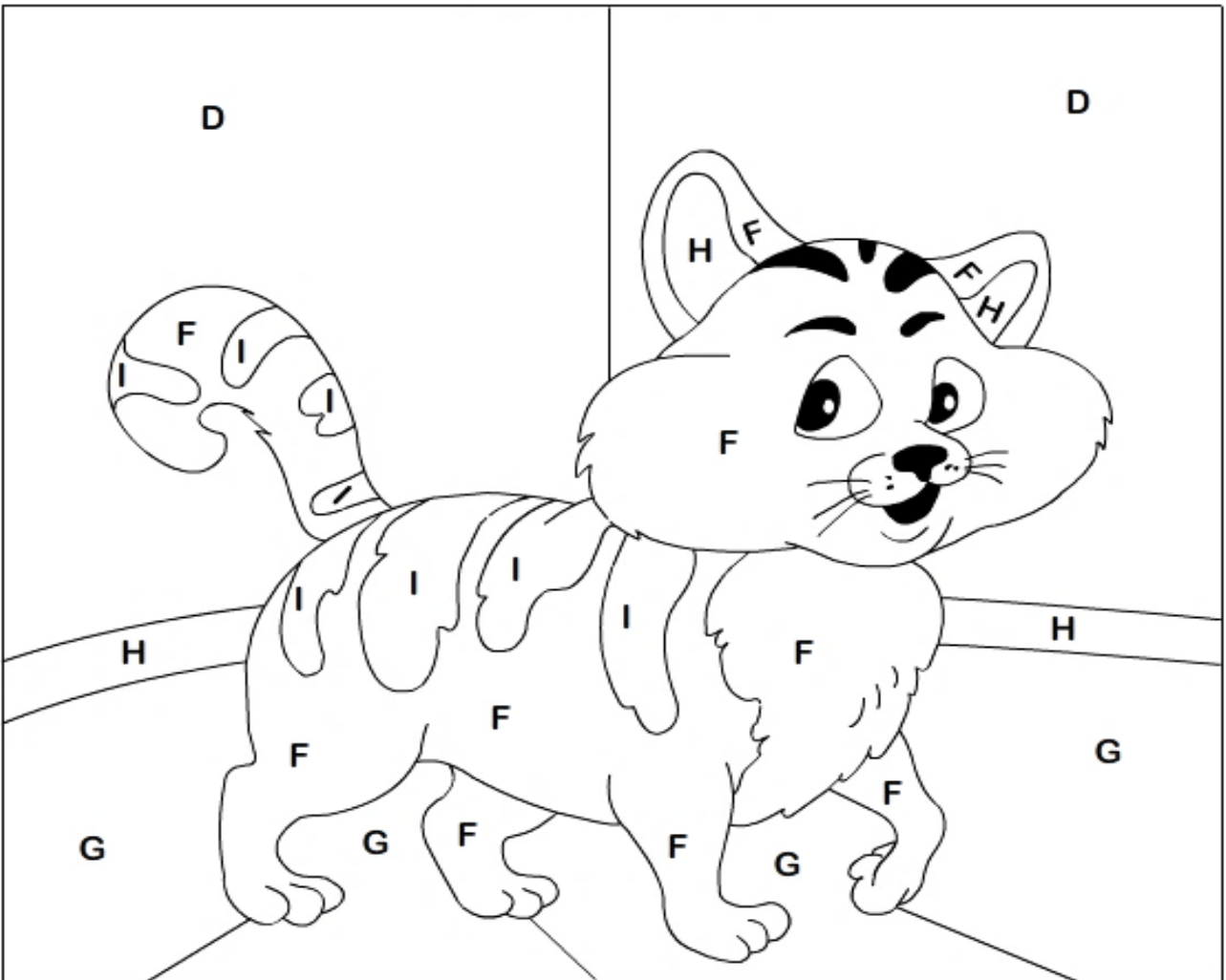
BROWN



BLACK

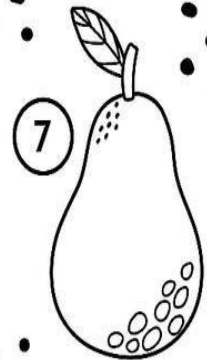





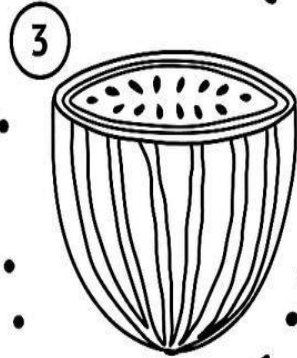

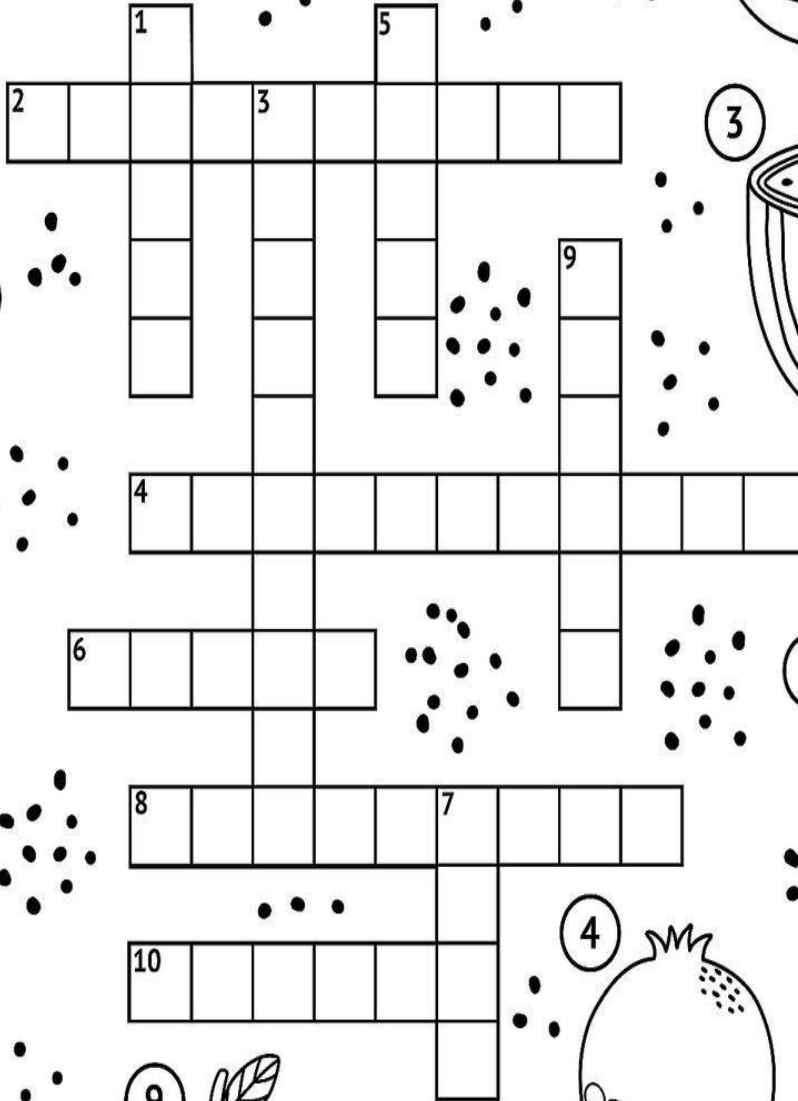
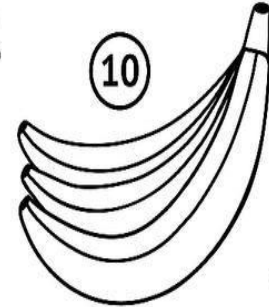



WHITE



FRUITS CROSSWORD PUZZLE & COLOUR THE FRUITS

Fruits



1.Grape 2.Strawberry 3.Watermelon
4.Pomegranate 5.Lemon 6.Apple 7.Pear
8.Pineapple 9.Orange 10.Banana

FIND THE ANIMAL'S NAME AND MAKE CIRCLE



FARM

KINDERGARTEN WORD SEARCH



k	g	e	l	v	p	i	g
x	o	j	b	a	r	n	u
h	a	y	g	q	s	f	c
m	t	p	f	y	h	d	o
d	u	c	k	i	e	l	w
o	z	a	r	h	e	n	j
g	f	t	s	m	p	y	t



barn



cat



cow



dog



duck




goat



hay



hen

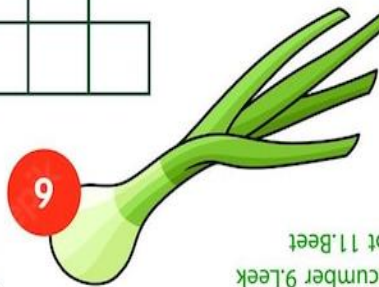

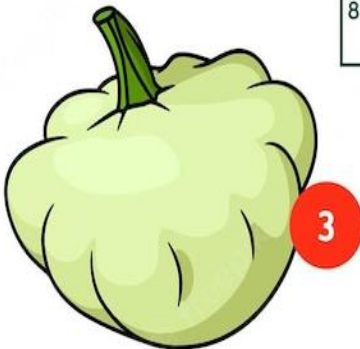



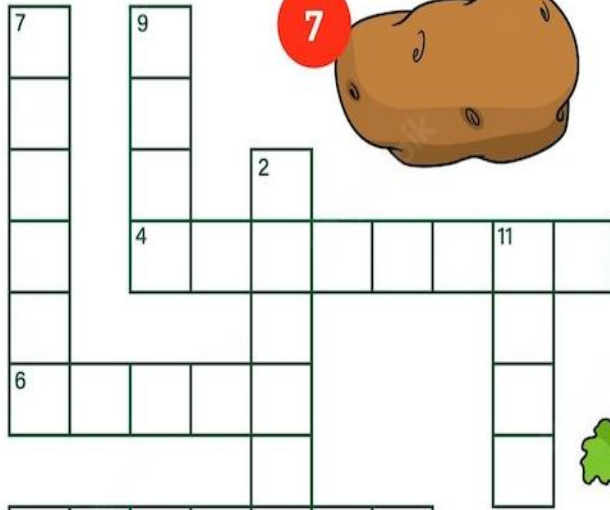
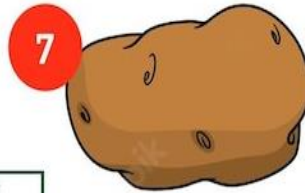



pig



sheep

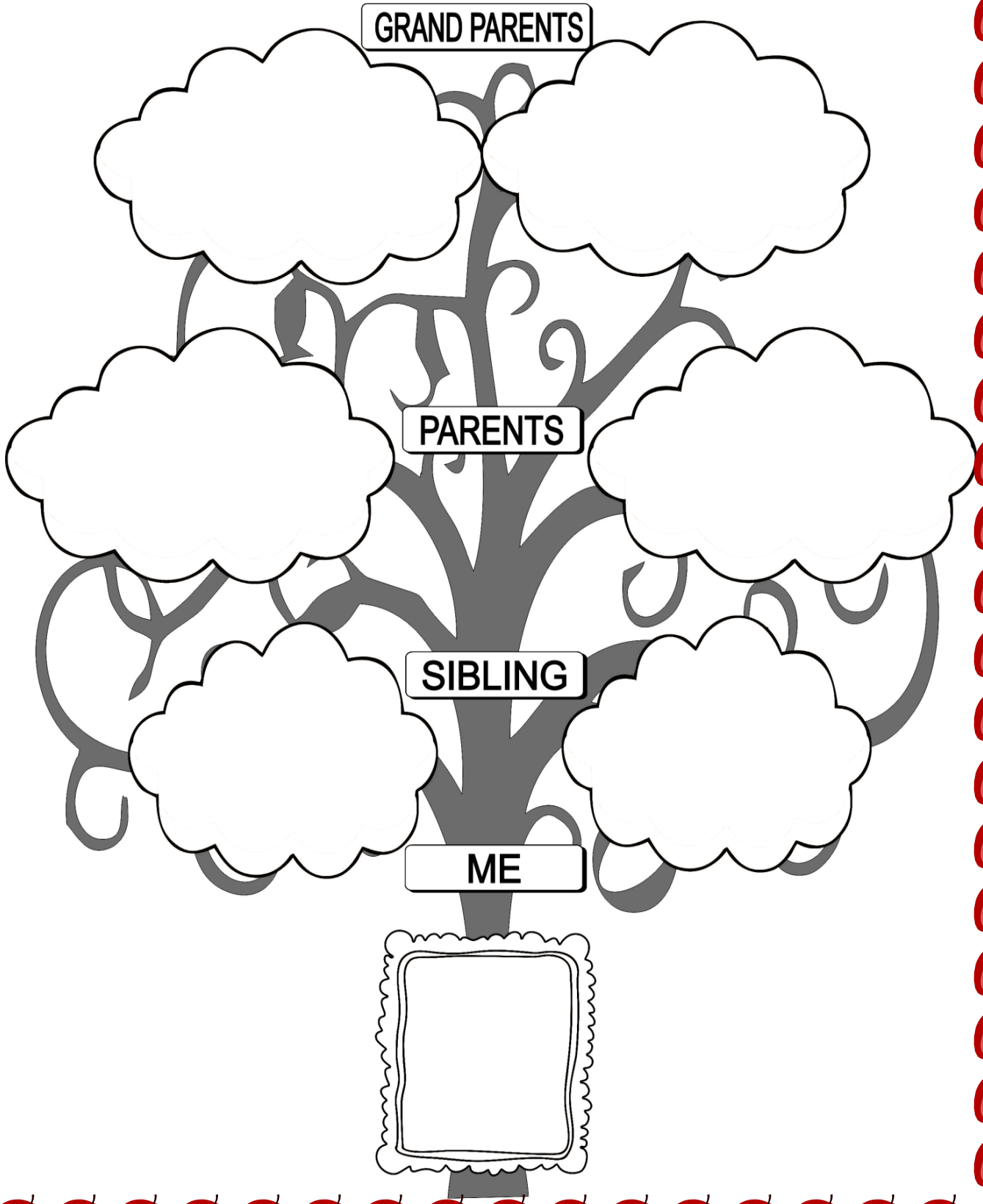
CROSSWORD





1.Zucchini 2.Chinese cabbage 3.Patison
4.Kohlrabi 5.Cabbage 6.Onion
7.Potato 8.Cucumber 9.LEEK
10.Carrot 11.Beet

FAMILY TREE


Paste Pictures (Passport Size) Of Your Grand Parents, Parents, Siblings And You.



COLOUR THE GIVEN PICTURE AND SPOT THE 5 DIFFERENCES AND MAKE CIRCLE



ACTIVITY
CORN PASTING



Instructions - Let's paste corn kernels in the chick.

Objective - To enhance fine motor skills of the child.

IMPORTANT POINTS:

- School Will Re-Open On 1st July 2024 As Per Summer Timings Of The School.
SCHOOL TIMING:- (ENGLISH MEDIUM)
PG. TO U.K.G. CLASS – 12:00 PM TO 4:30 PM
1 TO 12 CLASS – 7:30 AM TO 12:00 PM
- Let The Little One Do All The Homework Under Your Supervision.
- Kindly Submit The Holiday Homework On The Re-Opening Day Of The School.

We Hope You Will Enjoy These Activities And Come Back To School With A New Zeal And Enthusiasm.

HAVE A HAPPY & CHEERFUL VACATION!

**MR. C.A. ANSARI
MANAGER**

**MR. SHAHNAWAZ ANSARI
PRINCIPAL(J.H.)**

**MR. ISHAN ANSARI
PRINCIPAL(PRIMARY)**

